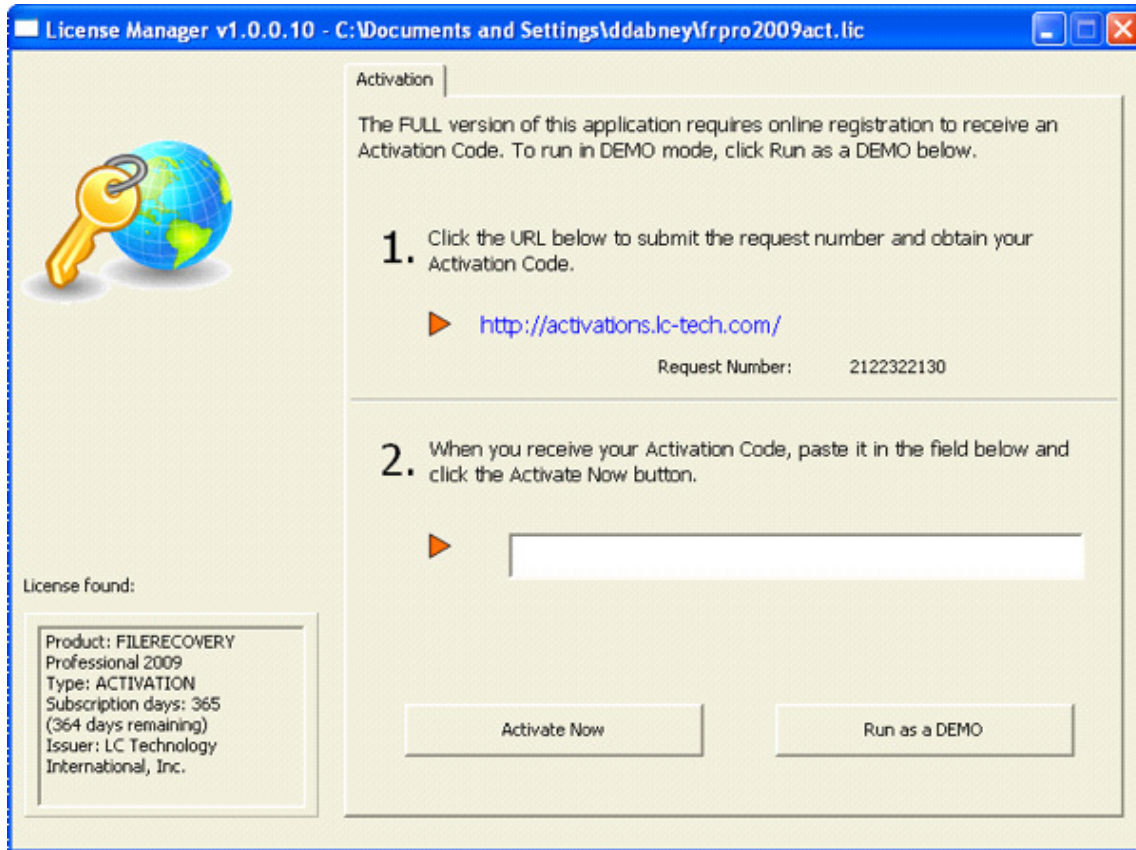
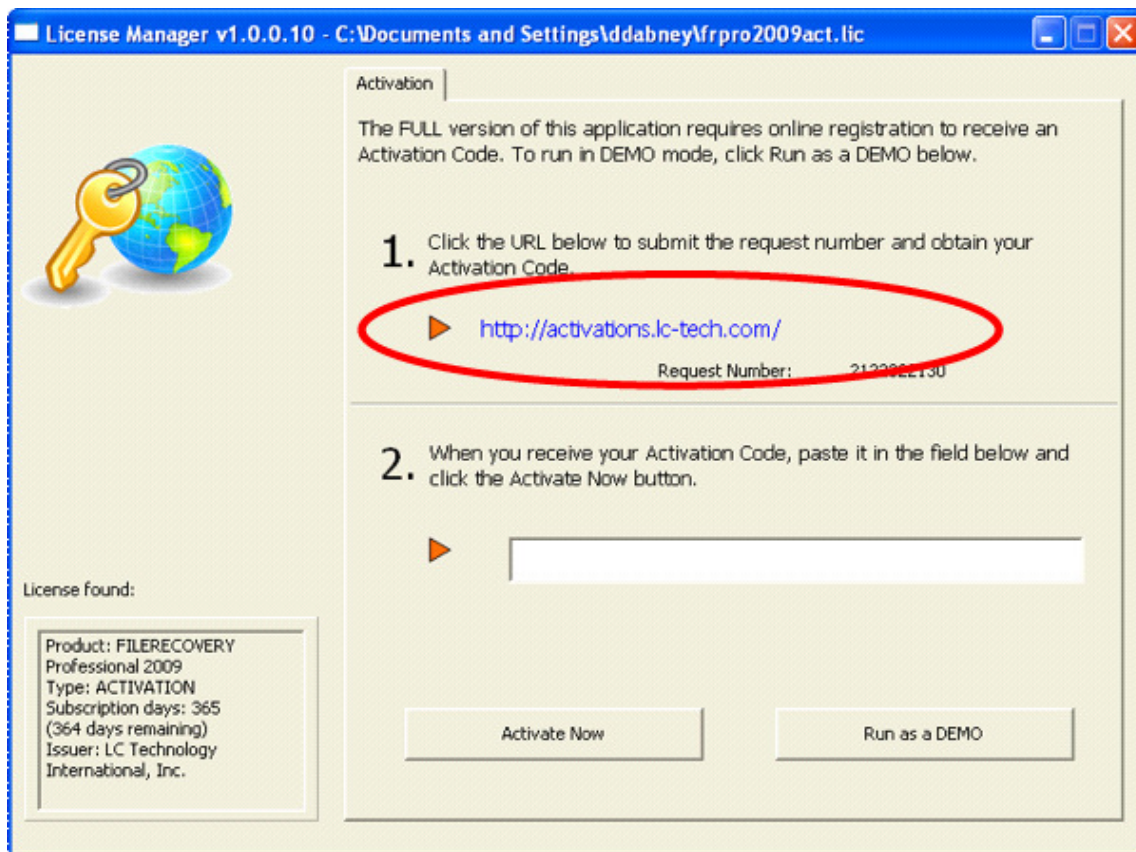


Steps for activating your PHOTORECOVERY product:

1) The first time you run the product, you will be prompted to activate it:



2) Click on the URL to open the activation web page. You must be connected to the web for this step. If you are not connected to the web, you can activate by submitting the Request Number by phone or by email.



3) You will be given a form to fill out for the activation. The fields in red are required fields.



Product Activation Code Request

To request an instant activation code, enter the product **Serial Number (S/N)**. Please fill your customer information as completely as possible. This will assure a more complete solution to any technical support issues.

Request Number: 4245672880
Serial Number (S/N): - - - -

First Name

Last Name

Company

Phone

Fax

Email

Address 1

Address 2

City

State or Province

Postal Code

Country

Your Platform

4) Please make sure to fill the data in accurately as this will be needed to reactivate the software if you ever need to move the software to a different computer.



Product Activation Code Request

To request an instant activation code, enter the product **Serial Number (S/N)**. Please fill your customer information as completely as possible. This will assure a more complete solution to any technical support issues.

Request Number: 4245672880
Serial Number (S/N): FRPRO - 0350 - 28457 - 68172 - 39072

First Name	<input type="text" value="Dave"/>
Last Name	<input type="text" value="Dabney"/>
Company	<input type="text" value="LC Technology International"/>
Phone	<input type="text" value="727-449-0891"/>
Fax	<input type="text" value="727-449-0893"/>
Email	<input type="text" value="ddabney@lc-tech.com"/>
Address 1	<input type="text" value="28100 US HWY 19 N"/>
Address 2	<input type="text" value="Suite 203"/>
City	<input type="text" value="Clearwater"/>
State or Province	<input type="text" value="Florida"/>
Postal Code	<input type="text" value="33761"/>
Country	<input type="text" value="United States of America"/>
Your Platform	<input type="text" value="PC"/>
<input type="button" value="Request Activation Code"/>	

5) When you submit the form, you will be given an activation code. This code will also be sent to the email you placed in the form. Please keep this for future reference, as you will need this for reinstalling the software.



Product Activation Code Request

An Activation email was successfully sent to you.

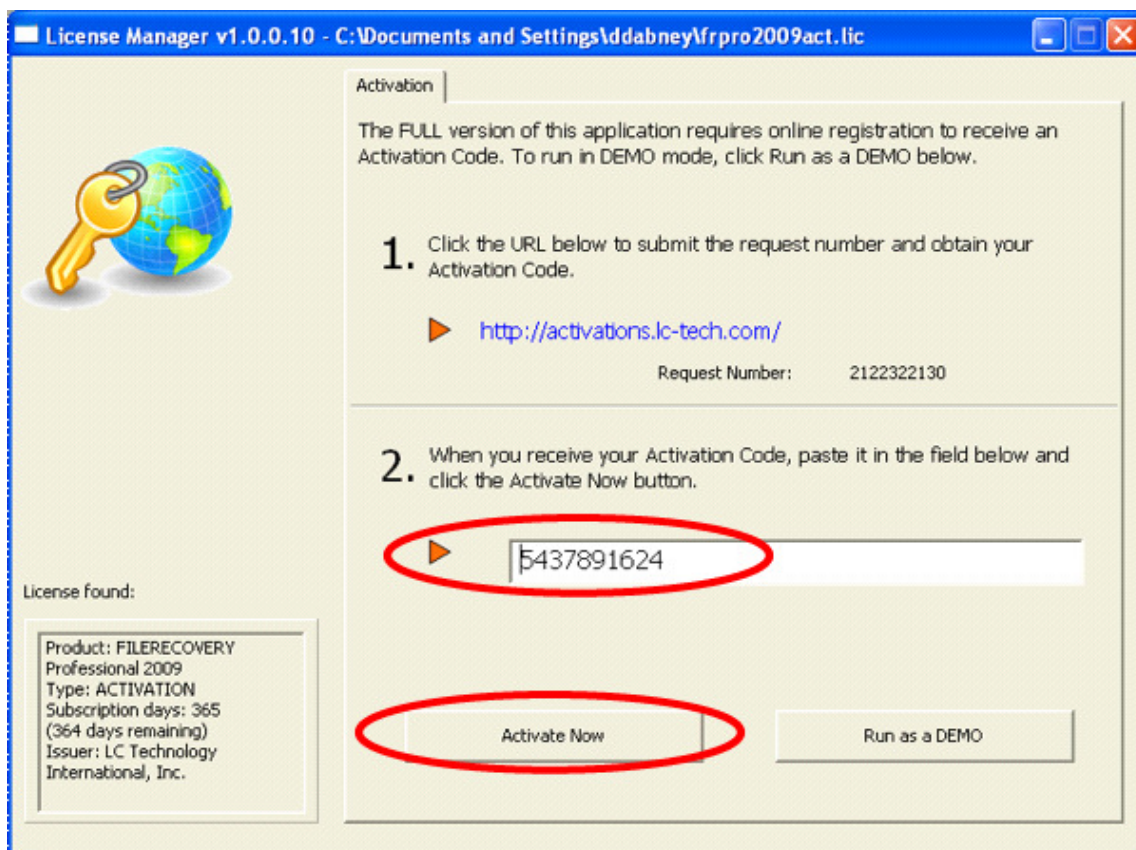
Request Number: 4245672880

Serial Number (S/N): FRPRO-0350-28457-68172-39072

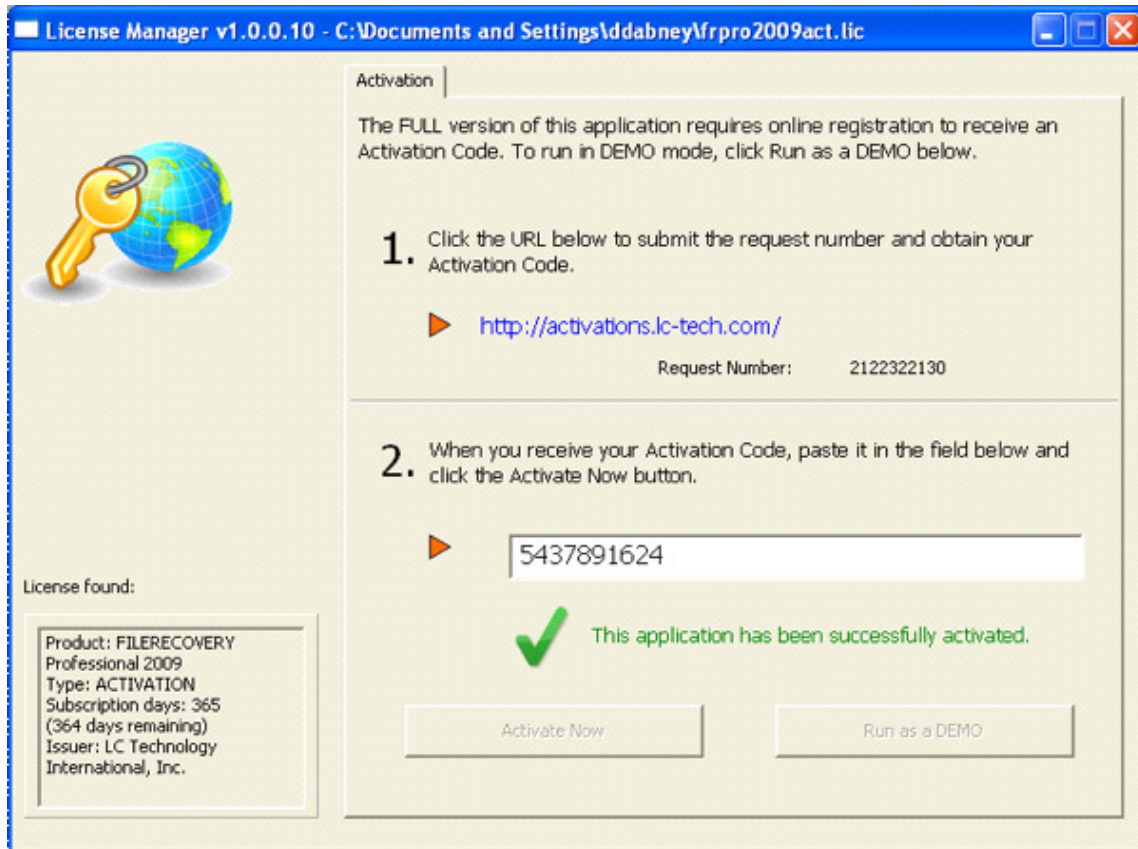
Your activation code:

7543076438

6) Enter you activation code from the website into your activation request from the software. For convenience, this can be copied and pasted from the web form. Click on the Activate Now button to complete the activation.



7) If the activation code and serial number are a match, then you will receive a confirmation that the software has been activated.



8) PHOTORECOVERY will start automatically and be ready for use. You will not be required to reactivate the software unless it is reinstalled or moved to another computer.